






SPaG: Sentences with Capital Letters and Full Stops

<p>Aim: Begin to use capital letters and full stops to demarcate sentences.</p> <p>I can write a sentence with a capital letter and full stop.</p>	<p>Prior Learning: It would be helpful if children have practised combining or ordering words to make sentences and can use finger spaces between words. They should know how to form uppercase letters.</p>	<p>Resources: Lesson Pack Whiteboards Pens</p>
<p>Success Criteria: I can start a sentence with a capital letter. I can end a sentence with a full stop. I can work out where a sentence should start and end.</p>	<p>Key/New Words: Word, sentence, punctuation, capital letter, full stop.</p>	<p>Preparation: Super Sentence Fan - 1 per child Differentiated Writing Super Sentences Activity Sheet - 1 per child Cut out Superhero Sentence Cards - 1 set per class Differentiated Superhero Description Activity Sheet - 1 per child Application Activity - 1 per child as required</p>

	<p>Introductory Activity: Sentences Discuss what a sentence is with the children and where they might see a sentence. Ask them to discuss what they think is needed to write a good sentence. Share ideas. Use the checklist on the Lesson Presentation to clarify key points. Address any misconceptions. Using a Super Sentence Fan, children play the Spot the Mistake Game on the Lesson Presentation, holding up the correct section of their fan to show what is missing from each sentence.</p>
	<p>Independent Focused Activity: Writing Super Sentences Children complete the differentiated Writing Super Sentences Activity Sheet. Check children can insert the capital letters and full stops in the correct places.</p>
	<p>Review Activity: Superhero Sentences Give each child a Superhero Sentence Card. Ask them to find their partner, then write the sentences on their whiteboards, adding full stops and capital letters. Can they work together to write a third sentence of their own? Ask children to share their sentences as a whole class and feedback how well they have done. (Alternatively whiteboards can be swapped with another pair and peer assessed.) Look for children who are able to write their own sentences while still remembering to use a capital letter and full stop.</p>

	<p>Consolidation Activity: Starting and Ending Sentences Read the text from the Lesson Presentation. Ask children what is wrong (no punctuation / capital letters and full stops). Discuss how they could improve the text. Where should the capital letters and full stops be? How do they help? Children then complete the differentiated Superhero Description Activity Sheets. Can children still identify where to use capital letters and full stops when there are multiple sentences?</p>
--	--

	<p>Assessment: Improve the Sentences Work with small groups of children. Read the sentences from the Lesson Presentation (depending on the ability of the group you may or may not prefer to display the sentences). Ask the children to write them on their whiteboards, filling in the missing word and adding a capital letter and full stop. Can children consistently remember the capital letters and full stops? The children complete the Application Activity as required.</p>
--	--